

L I M I T E D T E N D E R
N O T I C E

Tender Ref. No. Date Tender Due Date
GFD-15/8/2018-MECH_SAM_CHENNAI-5425 05.10.2018 19.10.2018

To

Dear Sir,

The Purchase Officer, SAMEER-Centre for Electromagnetics invites sealed tender for the supply of materials as per details given below:

Sl.No	Description of Items	Qty No
1	MFCS Cabinet – as per Drawing No: MFCS/RFCS-MR-A-01 MFCS-SMBP-A-01, MFCS-SMRP-A-01) (Specification and drawing attached)	1
2	LCS Cabinet- as per Drawing No: LCS-A-01, LCS-SMBP-A-01 (Specification and drawing attached)	1

Terms and Conditions

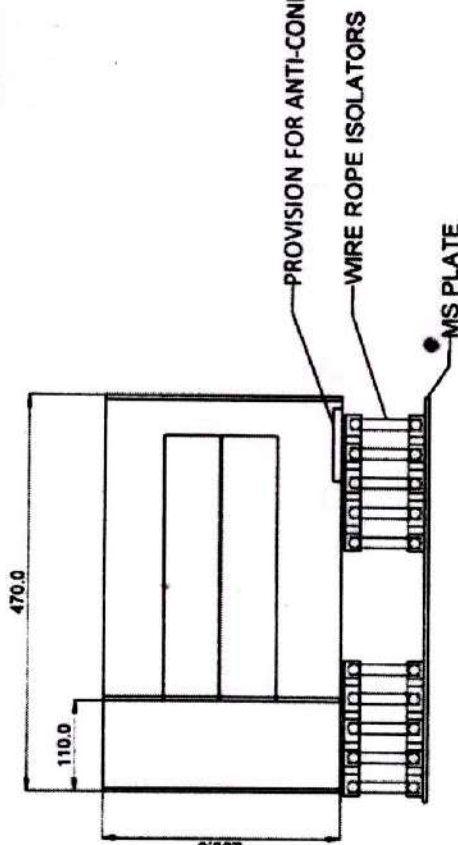
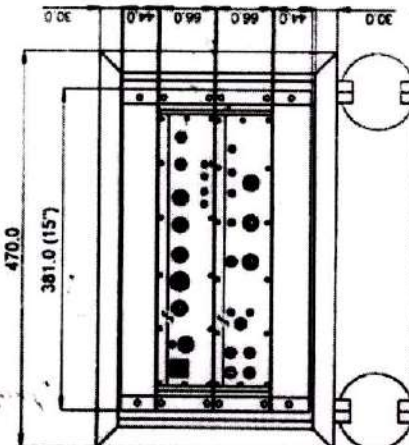
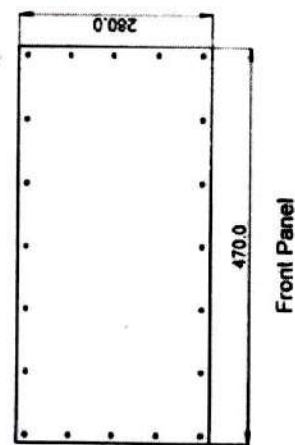

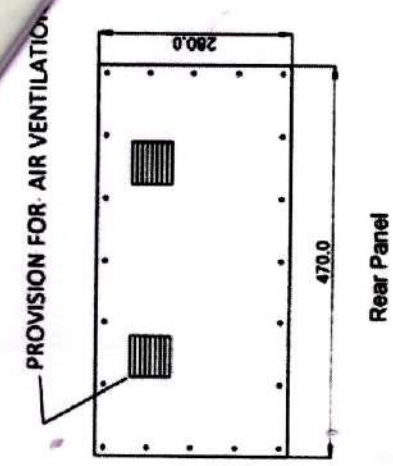
- Price quoted should be on the basis of Destination delivery at Taramani campus, Chennai- 600 113.
- Delivery / Completion period should be clearly indicated.
- Excise Duty, GST Percentage should be clearly indicated if admissible. Not eligible for FORM 'C' / 'D'
- WE ARE EXEMPTED FROM EXCISE DUTY
- Quotation should be valid for atleast 60 days from the date of opening of the tender
- Quotation should be sent in sealed envelope super scribing the tender reference number and tender due date. YOUR OFFER WILL NOT BE CONSIDERED IF OUR TENDER REFERENCE NO. & TENDER DUE DATE IS NOT MENTIONED ON COVER.
- Late tenders will not be accepted under any circumstances
- We reserve the right to accept or reject any quotations fully or partly without assigning any reasons.
- For Further Clarification Please Contact 044-22544061 / 22544020

Email: purchase.chn.sameer@nic.in

(P.Ramamoorthi)
Head – Administration

Contd...

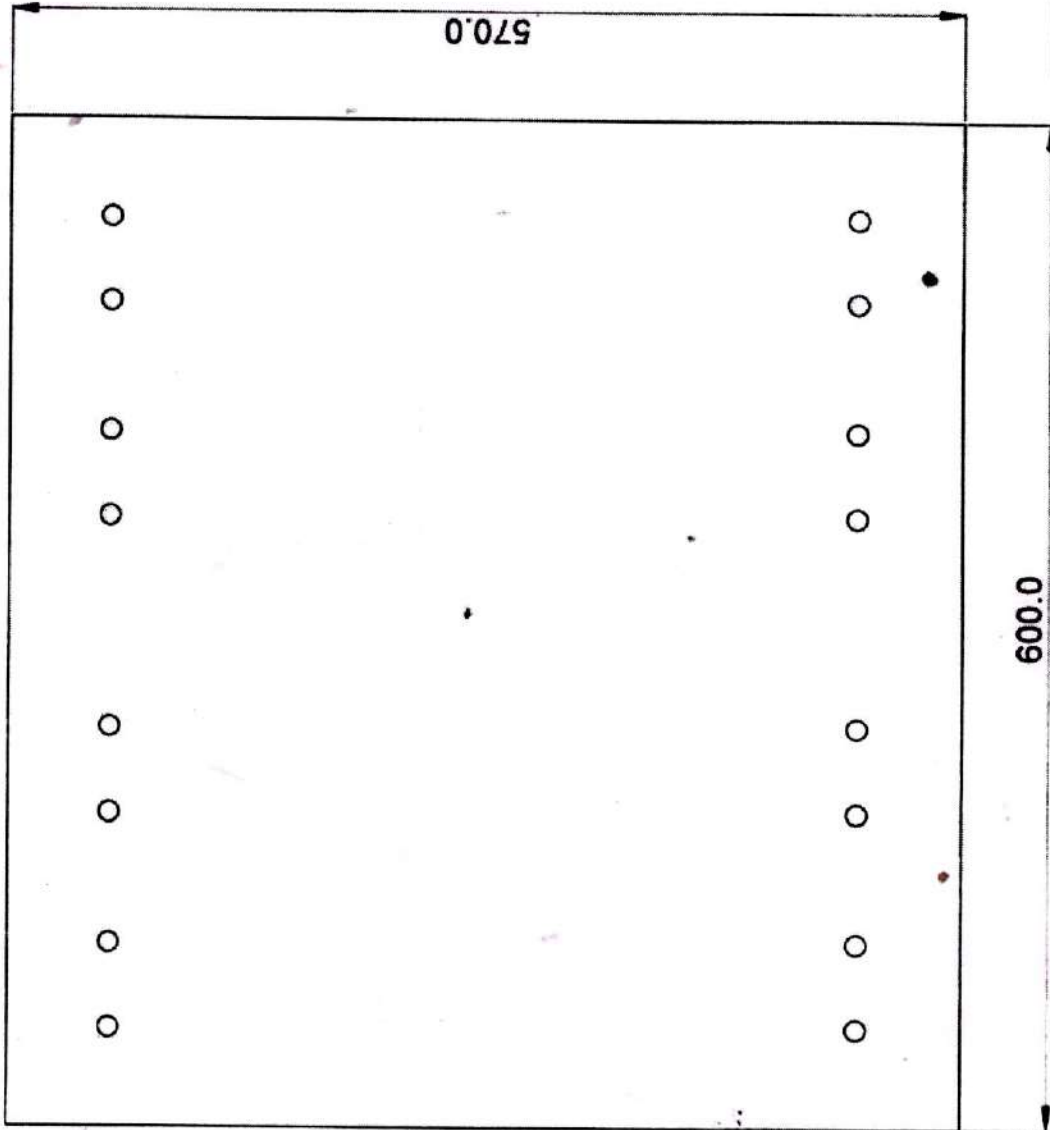
1.	MFCS Cabinet as per attached Drawing No: MFCS/RFCS-MR-A-01
	26U Ruggedized Rack of 645 mm depth
	Provision for LRU mountings
	Slides: Accuride or equivalent make – CH 3832- E10 (All weather resistant) - 4 pairs
	Front Door with Hinges and Latches
	Provision for mounting 20.1" display enclosure
	Provision for Keyboard & Tracker Ball
	Cable routing channels and bus bars
	Mounting of wire rope isolators
	Wire rope isolators: Enidine or equivalent make – 6nos (4 for bottom and 2 for rear side)
	EMI & sealing gaskets on cover seating surfaces
	IP-65 rated
	PU coated as per marine standards
	Eye bolts for lifting
	2 numbers of 4" cooling fans with honeycomb panel mounted in the rear cover
	Provision for connector panel and Anti condensation heater
	Colour: Light Admiralty Grey
	Shock mounts Base plates and Rear plates (Ref. attached Drawings)
	Arrangement for securing door lock key in the Rack.
	Note: The Cabinet must be qualified for Vibration, Shock/Impact and Bump tests as per JSS 5555 Standards
2	LCS Cabinet as per attached Drawing No: LCS-A-01
	6U Ruggedized Rack of 470 mm depth
	Provision for LRU mountings
	Slides: Accuride or equivalent make – CH 3832- E10 (All weather resistant) -2 pairs
	Removable Front & Rear Panels
	Cable routing channels and bus bars
	Mounting of wire rope Isolators
	Wire rope isolators: Enidine or equivalent make –4nos (4 for bottom)
	EMI & sealing gaskets on cover seating surfaces
	IP-65 rated
	PU coated as per marine standards
	Provision for connector panel and Anti condensation heater
	Honeycomb panel mounted for ventilation n the rear cover
	Colour: Light Admiralty Grey
	Shock mounts Base plate (Ref. attached Drawings)
	Arrangement for securing door lock key in the Rack.
	Note: The Cabinet must be qualified for Vibration, Shock/Impact and Bump tests as per JSS 5555 Standards.



DATE	V.P.	B.A.	S.V.	MATERIAL	TOLERANCE	FINISH
NAME				ANODES	REFER DIMS	REFER NOTE
NO.					ALL DIMENSIONS IN mm. IF IN DOUBT ASK	ALL OTHER TOLERANCES TO FOLLOW IS 2143-1943
PROJECTION					REMOVE GROUP INDEX.	
SCALE						
TOLERANCE						
***					± 0.1	
**					± 0.05	
*					± 0.005	
ALL OTHER TOLERANCES TO FOLLOW IS 2143-1943						
TITLE LAUNCHER CONTROL SYSTEM						
DWG NO. 100-88-001						
SCALE 1:1						
SHEET NO. 1						
NUMBER OF SHEETS 1						
DESIGNED BY SAJEEF						
CHECKED BY						
APPROVED BY						
CIRCUITRY FOR ELECTROHYDRAULICS						
CIRCUITRY-00110						

- NOTES:**
1. ALL LINE-REPLACEMENT UNIT (LRU) FITTED WITH ACCURIDE / EQUIVALENT MARINE APPLICATION SLIDES.
 2. WIRE ROPE ISOLATORS - ENDINE / EQUIVALENT FOR MARINE APPLICATION.
 3. PU COATED AS PER MARINE STANDARDS COLOUR: LIGHT ADMIRALTY GREY.

RECEIPT NO. 10001145.0



NOTES:
 1. MATERIAL: MS
 2. QTY: 01NO
 3. FINISH: NATURAL
 4. ALL OTHER TOLERANCE TO FOLLOW IS: 2102-1993

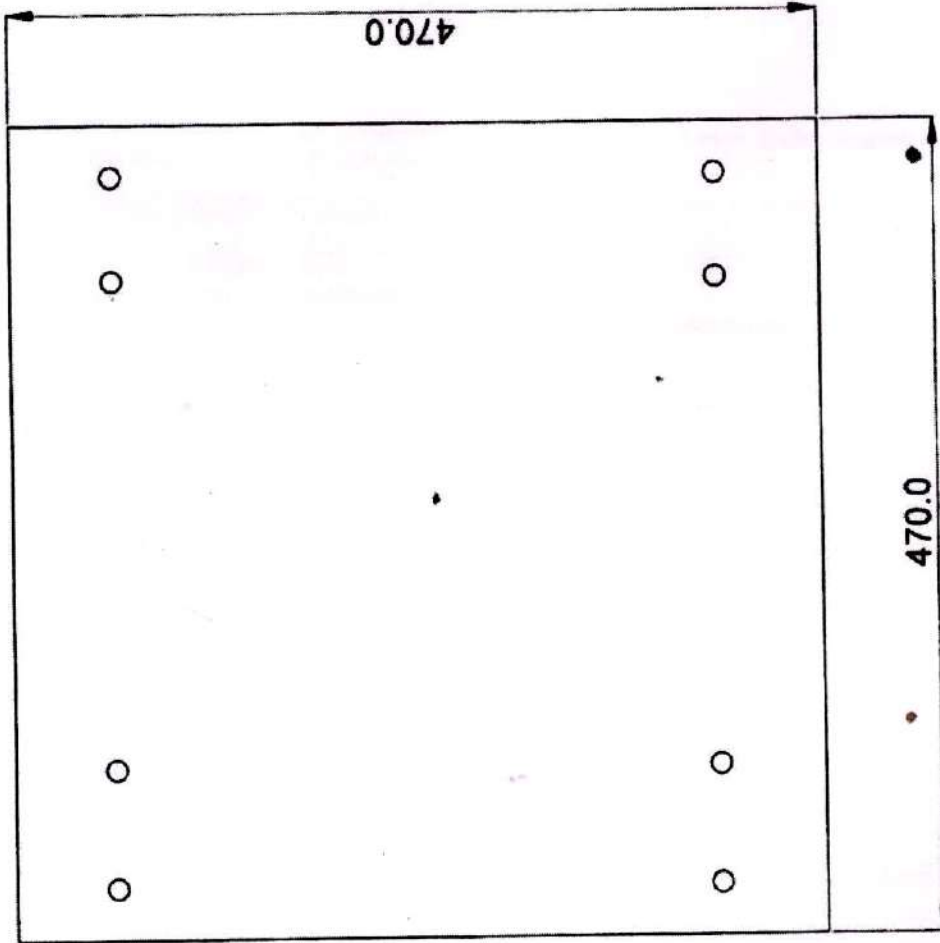
DATE	CHK	APPD	MATERIAL	TOLERANCE	FINISH
NAME	V.P	B.A	S.V	REFER NOTE REFER TABLE	REFER NOTE
NO				ALL DIMENSIONS IN MM. IF IN OTHER UNITS	
				ALL OTHER TOLERANCE TO FOLLOW	
				AS SHOWN	
				REMOVE SHARP CORNERS	

TITLE	PROJECTION	SCALE
MFC3 SHOCK MOUNT BASE PLATE	1:1	1:1
DATE: 05/28/93		
DESIGNER: SANKER		
CHECKED: SANKER		
APPROVED: SANKER		
SANKER-CENTRE FOR ELECTRODYNAMICS		
CHENNAI-600015		

DIMENSION	TOLERANCE
* * *	± 0.1
* * *	± 0.05
* * * * *	± 0.005

ALL OTHER TOLERANCE TO FOLLOW IS: 2102-1993

15.0



NOTES:

- 1. MATERIAL: MS
- 2. QTY: 01NO
- 3. FINISH: NATURAL
- 4. ALL OTHER TOLERANCE TO FOLLOW IS: 2.102-1993

DATE	DRN	CHK	APP	MATERIAL	TOLERANCE	FINISH
NAME	V.P.	B.A.	S.Y.	REFER NOTE	REFER TABLE	REFER NOTE
NO				ALL DIMENSIONS IN mm. 0.05 MOUNTING HOLE. ALL OTHER TOLERANCE TO FOLLOW IS 2.102-1993 REWORKS SHOWN IN RED.		
PRODUCTION		TITLE				
SCALE		LCS SHOCK MOUNT BASE PLATE				
MTR		DRAW NO. LCS-8888-A-01				
MTR		REV. NO. 01				
MTR		SHEET NO. 1				
MTR		MATERIAL CENTER FOR ELECTRONICS				
MTR		CPEN100-0011				

DIMENSION	TOLERANCE
* * *	± 0.1
* * *	± 0.05
* * *	± 0.005
ALL OTHER TOLERANCE TO FOLLOW IS 2.102-1993	